

# Reproducibility in linguistic research and R

What, Why, and How?

Daniela Palleschi

Wed Aug 21, 2024

## Table of contents

<b>What is Open Science?</b>	<b>2</b>
Systemic problem in science . . . . .	2
Why do Open Science? . . . . .	3
<b>What is reproducibility?</b>	<b>5</b>
Reproducibility vs. replication . . . . .	5
<b>Why implement reproducibility in my workflow?</b>	<b>6</b>
<b>How to implement reproducibility?</b>	<b>6</b>
Practice FAIR principles . . . . .	8
Code review . . . . .	8
<b>The reproducibility spectrum</b>	<b>8</b>
Data and code availability . . . . .	8
Share the code, not just the data . . . . .	9
Data and code $\neq$ Reproducibility . . . . .	11
What should (ideally) be shared? . . . . .	11
<b>Reproducibility rates of published works</b>	<b>12</b>
Reproducibility rates in linguistic research . . . . .	12
Journal of Memory and Language . . . . .	14
<b>Steps we'll take</b>	<b>14</b>

## Learning Objectives

Today we will learn about...

- what ‘reproducibility’ is and why/how to practice it
- FAIR principles for sharing our code and data
- concepts for building a reproducible workflow

## What is Open Science?

“Open science” is an umbrella term used to refer to the concepts of openness, transparency, rigor, reproducibility, replicability, and accumulation of knowledge, which are considered fundamental features of science”

— Crüwell et al. (2019), p.3

- a movement developed to respond to crisis in scientific research
  - lack of accessibility, transparency, reproducibility, and replicability of previous research
- transparency is key to all facets of Open Science
  - it allows for full evaluation of all stages of science
- Open Access, software, data, code, materials...

## Systemic problem in science

- the combination of
  - publication bias
    - \* journals favour novel, significant findings
  - publish or perish
    - \* researchers’ careers depend on publications
- can/does/did lead to:
  - HARKing
    - \* Hypothesising After Results are Known
  - p-hacking
    - \* (re-)running analyses until a significant effect is found
  - replication crisis
    - \* pervasive failure to replicate previous research

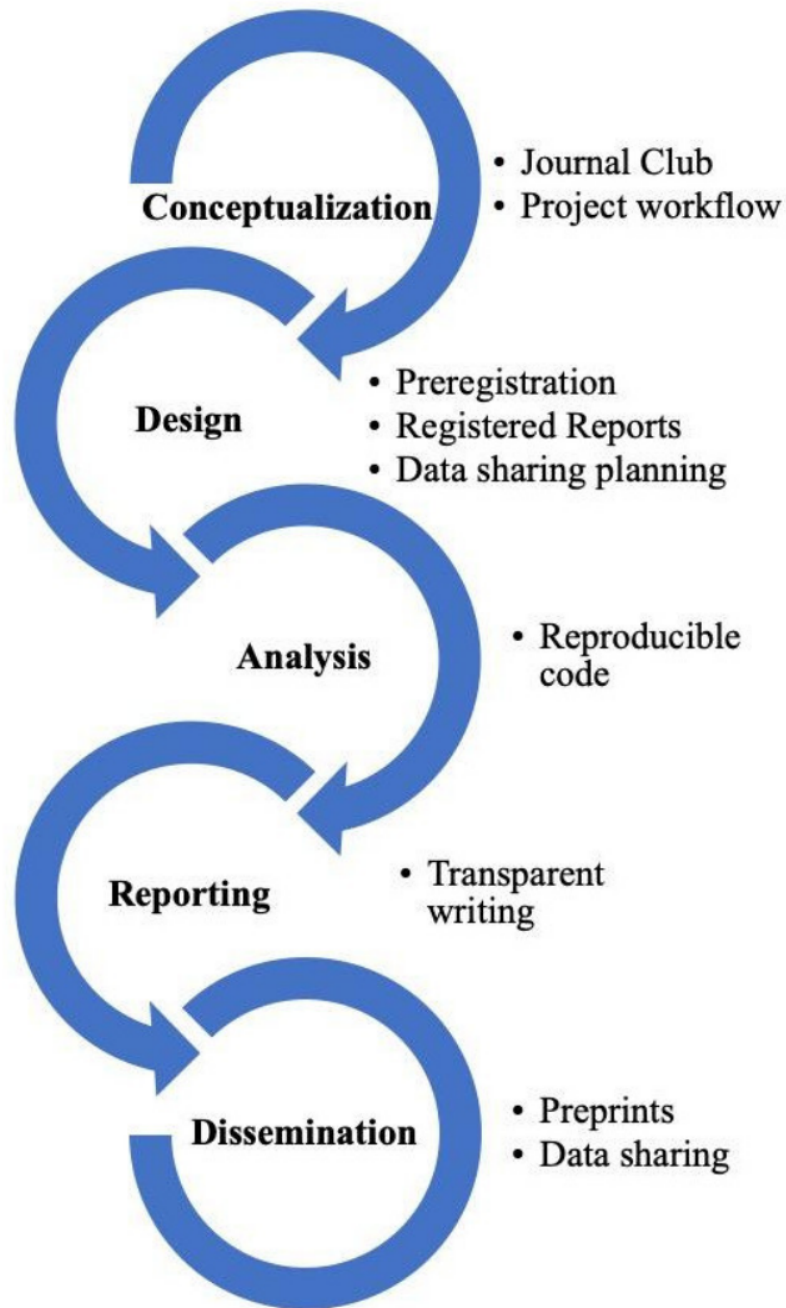
## Why do Open Science?

- open science is good science
- it encourages organisation and planning
  - helpful for future you
- increases *transparency*
  - without transparency we cannot inspect evidence ourselves
  - or ensure the claims match the evidence
- makes our work more robust
  - so future work stands on solid ground
- not all-or-nothing
- there are things I consider the bare minimum
  - detailed experiment plan, ideally public
  - openly available materials (e.g., stimuli)
  - share code and data
- the important thing is to do what you can
  - which Open Science research practices in Figure 1 are relevant related to reproducibility?

### **i** The replication crisis

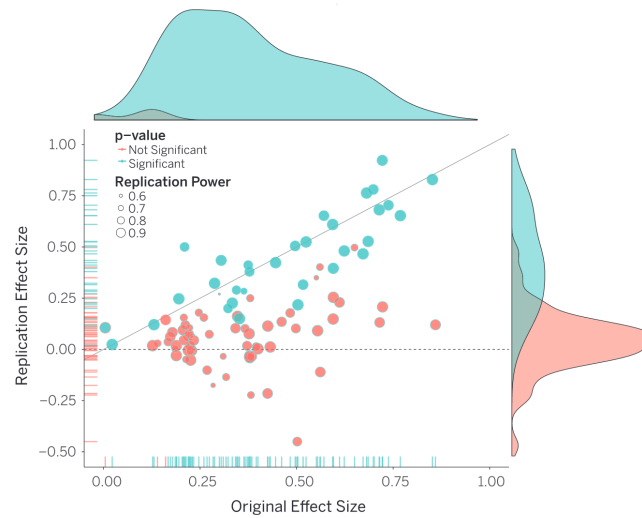
The *replication crisis* refers to the failure of many replication studies to replicate the findings of influential studies. The result of this “crisis” is a move towards Open Science Practices, which emphasise transparency along all stages of research (conception, planning, data collection, data cleaning, data analysis, reporting).

The issue became more widespread with the publication of Ioannidis (2005), entitled *Most published research findings are false*. This paper defined bias in terms of design, analysis, and presentation factors with a focus on issues with  $p$ -values and statistical power. Since then there have been many replication attempts of influential (and lesser influential) papers. Strikingly, Open Science Collaboration (2015) reports 100 psychological studies run by 270 collaborators. They reported significant effects in only 36% of replications, with 47% of originally reported effects falling within 95% CIs of the replication effect. In essence: fewer significant findings and smaller effect sizes were found in replication studies compared to the original 100 studies Figure 2.



**Figure 1. Open Science research practices across the research cycle**

Figure 1: Image source: Kathawalla et al. (2021) (all rights reserved)



**Original study effect size versus replication effect size (correlation coefficients).** Diagonal line represents replication effect size equal to original effect size. Dotted line represents replication effect size of 0. Points below the dotted line were effects in the opposite direction of the original. Density plots are separated by significant (blue) and nonsignificant (red) effects.

Figure 2: Source: Open Science Collaboration (2015) (all rights reserved)

## What is reproducibility?

- one piece of the Open Science pie
- generating the same results with the same data and analysis scripts
- seems obvious, but requires organisation and forethought before and during data collection/analysis
- bare minimum: share the code and the data (Laurinavichyute et al., 2022)

## Reproducibility vs. replication

- the two terms have been used interchangeably in the past (e.g., in the title of Open Science Collaboration, 2015)
  - we'll define them as follows (and this is becoming the standard distinction, imo)

### Reproducibility

- re-analysing the same data using (ideally) the same scripts, software, etc
- aim: produce the same results (means, model estimates, etc.)
- why: tests for errors, coding mistakes, biases, etc.

## Replication

- re-running a previous experiment, ideally with the same materials, set-up, etc.
- ideally the same analysis workflow as the original study (i.e., like reproducing the analyses but with new data)
- aim: test whether results are replicated with new data in terms of direction and magnitude
- in short:
  - reproducibility = re-analysis of the *same data*
  - replication = collection of *new data*

## Why implement reproducibility in my workflow?

- firstly: the help future you (or collaborators/other researchers)!
  - you may return to your analyses tomorrow, next month, or next year
- to ensure robustness and to document your steps
  - ‘researcher degrees of freedom’ and the ‘garden of forking paths’: there’s more than one way to analyse a certain dataset
  - we can try to plan ahead in detail (e.g., pre-register your analysis plan), but there will always be decisions made that were not foreseen
- lastly: it makes your life *much* easier and streamlines your workflow

## How to implement reproducibility?

- not exactly straightforward
  - there are degrees of reproducibility
  - the rest of our time will be spent on this topic
- sharing code and data is a first step
  - think of the FAIR principles of data sharing
  - apply them to sharing analyses as well



Figure 3: Source: [National Library of Medicine](#) (all rights reserved)

## Practice FAIR principles

- guidelines for sharing digital resources
- refers broadly to data, but we'll consider it in terms of analyses
- findable and accessible refer to where materials are stored
  - in *findable* repositories
  - that are *accessible*, i.e., do not require an account
- interoperable and reusable emphasise the format of data (and code)
  - the importance of future use
  - and use beyond your precise computational environment

## Code review

- a great way to test the FAIR principles
  - code review!
  - i.e., have a colleague try to access your data/run your code
    - \* either via an online repository
    - \* or send them your project folder

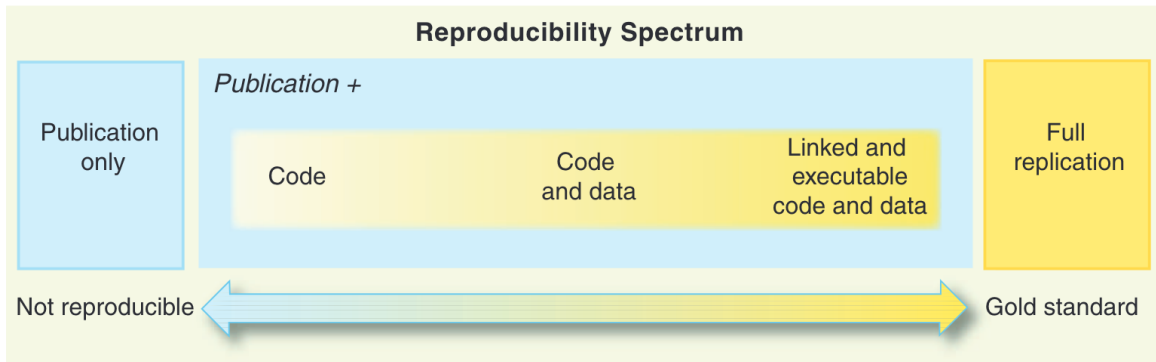
## The reproducibility spectrum

- reproducibility is on a continuum, referred to as the *reproducibility spectrum* in Peng (2011) (Figure 4)
  - *linked* means “*all data, metadata, and code [is] stored and linked with each other and with corresponding publications*” (Peng, 2011, p. 1227)
  - *executable* is not explained, and is more difficult to guarantee long-term as it depends on software versions
  - but at minimum we can assume it refers to code running on someone else's machine

## Data and code availability

- “data available upon (reasonable) request”
  - generally not true
- data was not available in 68% of the most cited psychology studies (2006-2016) (Hardwicke & Ioannidis, 2018)





**Fig. 1.** The spectrum of reproducibility.

Figure 4: Source: Peng (2011)

- a further 18% were available with restrictions
- only 11% available without restriction
- data alone is not sufficient
  - ‘Data Analysis’ sections are rarely exhaustive/unambiguous
  - very difficult to re-create analyses without code
  - e.g., is data trimming explicitly defined?
    - \* this will even affect descriptive statistics

### Share the code, not just the data

- Why?
    - key details are often missing from ‘Methods’ sections
  - suggestions for researchers from Laurinavichyute et al. (2022)
1. Share data in usable form
    - with pre-processing code
  2. Use publicly accessible repositories
    - e.g., OSF
  3. Use non-proprietary data formats
    - e.g., not `.xls` files (Excel)
  4. Provide documentation

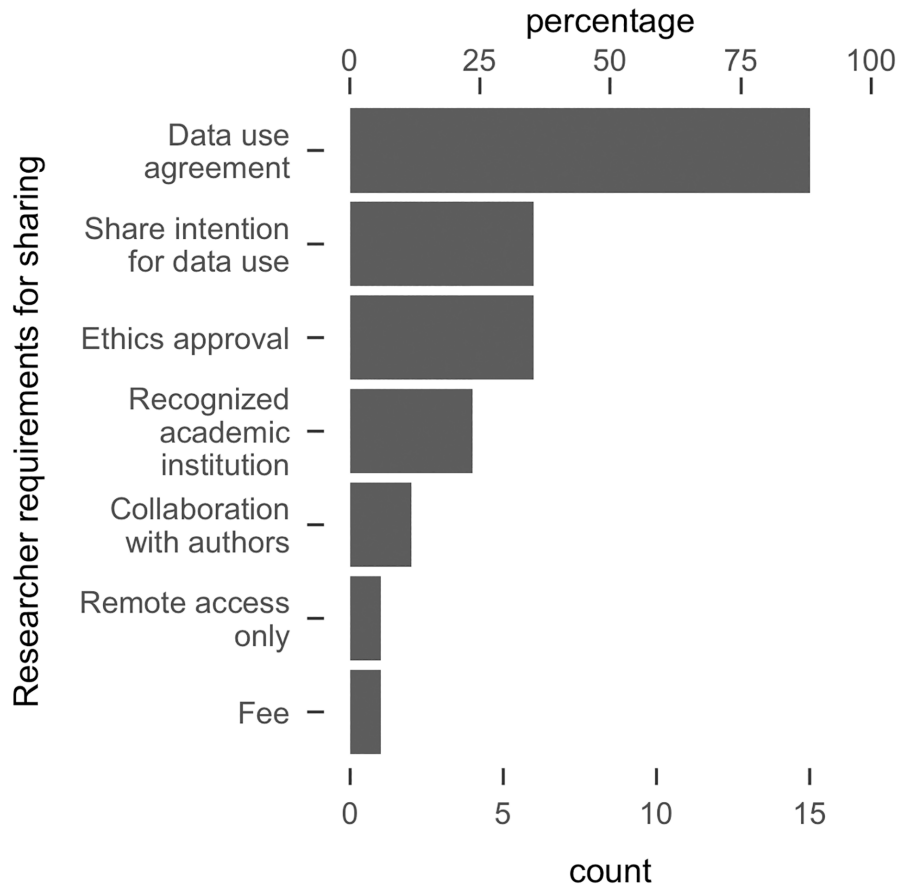


Fig 3. Requirements imposed by researchers before data can be shared. X-axes represent counts and percentages (of n = 17 with restricted data sharing systems in place). Note that these data are not mutually exclusive: individual sharing schemes often entailed multiple restrictions.

Figure 5: Source: Hardwicke & Ioannidis (2018), p. 6 (all rights reserved)

- e.g., README, data dictionaries
5. Share code *and* data
    - they estimate a 38% increase in reproducibility
  6. Teach data management and computing skills
    - that's what this course is for!

## Data and code $\neq$ Reproducibility

- even including code does not guarantee reproducibility
- access to data and code do not mean analyses are reproducible
- what can go wrong? Examples from Laurinavichyute et al. (2022)

### 1. Data problems

- inaccessible data
- incomplete data (e.g., 2/3 experiments)

### 2. Code problems

- incomplete code
- error messages
- code rot: outdated syntax or environment
- proprietary software

### 3. Documentation problems

- data difficult to interpret
- no README file/data dictionary
- unclear folder/file/variable naming convention
- manuscript contradicts code

### 4. Unclear terms of use

- no licence specification

## What should (ideally) be shared?

- materials
  - protocols
  - stimuli
  - experiment set-up

- documentation
  - README
  - metadata
- data
  - raw
    - \* e.g., text files, audio, video, or images
  - processed
- analysis code
  - pre-processing
  - analyses
- materials are helpful for replication
  - but also for inspection of e.g., design
- data and code are necessary for reproducibility
  - along with proper documentation of software used

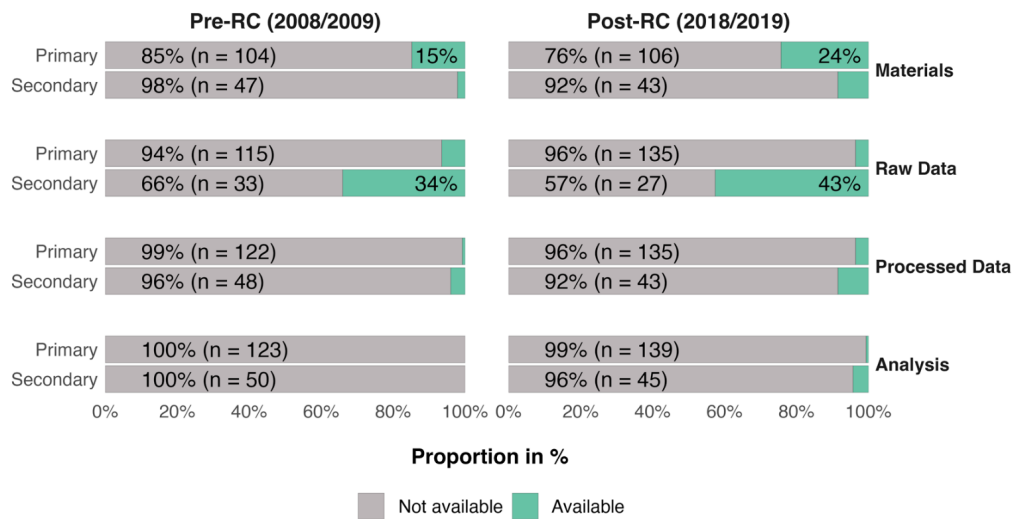
## **Reproducibility rates of published works**

- rates of reproducibility vary across fields (see Bochynska et al., 2023 for a review)
  - open access: 25-65%
  - data and analyses sharing: 11-33%
  - pre-registrations: 0-3%

## **Reproducibility rates in linguistic research**

- meta-analysis of 519 randomly sampled articles from various linguistic journals
  - pre- and post-reproducibility crisis (2008/9, 2018/19) (Bochynska et al., 2023)
  - differentiated between primary (collected for study) and secondary (pre-existing) data
- reported a post-RC increase in shared materials, data, and analyses
  - but still low rates of each
- higher rates of secondary data sharing, presumably due to publicly available corpora
- data shared more often than analyses, pre- and post-RC

### Assessment of transparency-related research practices in linguistics



**Figure 2:** Percentages of the available and not available materials, raw data, processed data, and analysis scripts for the pre-RC (left) and post-RC (right) time windows, displayed separately for primary data (Primary) and secondary data (Secondary), for the empirical study articles in the sample. The Other category was excluded.

Figure 6: Source: Bochynska et al. (2023), p. 11 (all rights reserved)

## Journal of Memory and Language

- meta-analysis of articles from JML (Laurinavichyute et al., 2022)
  - before and after an Open Science Policy was introduced in 2019

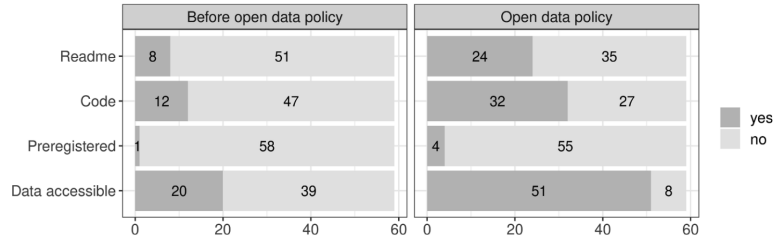


Fig. 1. A summary showing the number of papers which had a readme file or the like that provided some documentation, for which the code was available, which were preregistered, and for which the data were accessible.

Figure 7: Source: Laurinavichyute et al. (2022), p. 5 (all rights reserved)

- code and data availability improved
- but reproducibility rate ranged from 34-56%, depending on criteria
- higher rates compared to field-wide meta-analysis (Bochynska et al., 2023)

## Steps we'll take

### 1. Open source software:

- R, an open source statistical programming language
- in RStudio, an IDE (integrated developer environment)
- with [R Projects](#)

### 2. Project-oriented workflow:

- establish folder structure
- and file/variable naming conventions
- use project-relative filepaths with the `here` package
- establish and maintain project-relative package library with `renv` (time permitting)

### 3. Practice literate programming:

- writing clean, commented, linear code
- in dynamic reports (e.g., Quarto, R markdown)
- practice modularity, i.e., 1 script = 1 purpose

### 4. Sharing and checking our code

- uploading our code and data to an OSF repository
- conducting a code review

## Learning objectives

Today we learned...

- what ‘reproducibility’ is and why/how to practice it
- FAIR principles for sharing our code and data
- concepts for building a reproducible workflow

## References

- Bochynska, A., Keeble, L., Halfacre, C., Casillas, J. V., Champagne, I.-A., Chen, K., Röthlisberger, M., Buchanan, E. M., & Roettger, T. B. (2023). Reproducible research practices and transparency across linguistics. *Glossa Psycholinguistics*, 2(1). <https://doi.org/10.5070/G6011239>
- Crüwell, S., Van Doorn, J., Etz, A., Makel, M. C., Moshontz, H., Niebaum, J. C., Orben, A., Parsons, S., & Schulte-Mecklenbeck, M. (2019). Seven Easy Steps to Open Science: An Annotated Reading List. *Zeitschrift Für Psychologie*, 227(4), 237–248. <https://doi.org/10.1027/2151-2604/a000387>
- Hardwicke, T. E., & Ioannidis, J. P. A. (2018). Populating the Data Ark: An attempt to retrieve, preserve, and liberate data from the most highly-cited psychology and psychiatry articles. *PLOS ONE*, 13(8), e0201856. <https://doi.org/10.1371/journal.pone.0201856>
- Ioannidis, J. P. A. (2005). Why most published research findings are false. *PLoS Med*, 2(8), 2–8. <https://doi.org/10.1371/journal.pmed.0020124>
- Kathawalla, U.-K., Silverstein, P., & Syed, M. (2021). Easing Into Open Science: A Guide for Graduate Students and Their Advisors. *Collabra: Psychology*, 7(1), 18684. <https://doi.org/10.1525/collabra.18684>
- Laurinavichyute, A., Yadav, H., & Vasisht, S. (2022). Share the code, not just the data: A case study of the reproducibility of articles published in the Journal of Memory and Language under the open data policy. *Journal of Memory and Language*, 125, 12.
- Open Science Collaboration. (2015). Estimating the reproducibility of psychological science. *Science*, 349(6251), aac4716. <https://doi.org/10.1126/science.aac4716>
- Peng, R. D. (2011). Reproducible Research in Computational Science. *Science*, 334(6060), 1226–1227. <https://doi.org/10.1126/science.1213847>